

\*FINAL PRODUCT MAY BE SLIGHTLY DIFFERENCE BASE ON THE FLOOR PLAN DESIGN



## TURNKEY INCLUSIONS

- › 2590mm Ceiling Height through out
- › Bricks infill to all windows and sliding doors
- › LED downlight throughout
- › 20mm Stone Benchtops to Kitchen, ENS and Laundry vanity
- › 900mm Tisira Cooktop and Rangehood Upgrade
- › Laminate Wall Panels to the back of the Rangehood
- › Designer range Tapware Upgrade
- › Undermount basin to all bathroom, Ensuite and powder room
- › Back-to-wall designer Toilet Upgrade
- › Freestanding bath Upgrade
- › Laminate timber flooring Upgrade
- › Flyscreens to all Openable Windows and Flyscreens doors to all Sliding Doors
- › Holland Blinds to all Windows and Sliding Doors
- › Alarm Security System and Smoke Detectors
- › 5 star Gas ducted heating
- › Evaporative Cooling to house
- › Colour though Paving Driveway
- › Front and Rear Landscaping with letter box
- › Full Shared Fencing with Wing Fence and Side Gate

**MAC**  
Melbourne Architectural Constructions

**art**<sup>TM</sup>  
RESIDENCE  
BY MAC

**Lot 50155 Mt Atkinson**

**Q2 2025**

**Land Size 350m2**

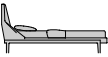
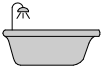
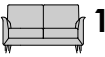

**Land Price \$448,100**

**Turnkey Price \$356,300**

**Package Total \$804,400**

- › FIXED SITE COST
- › 3 MONTH MAINTENANCE
- › 10 YEAR STRUCTURAL GUARANTEE

# LYNDON 20

				House Area	House Size	Min. Lot Size	
				184.43m <sup>2</sup>	(Width x Depth)	Width	Depth
				19.85sq	11.270 X 18.46	12.5+	25.0m+
 4				 2	 1	 2	(Including 3m Easement)



This work is exclusively owned by Melbourne Architectural Constructions and cannot be reproduced or copied either wholly or in part in any form of medium without the written permission of Melbourne Architectural Constructions. Dimensions may vary slightly as per the façade selected. Floorplan based on the Angeles façade. Minimum Lot Sizes may vary due to Council requirements & Estate Guidelines. This document is for illustration purposes and should be used as a guide only. Illustrations are not to scale. All room dimensions provided are internal measurements only and to framework. Refer to actual working drawings. Furniture not included.